

Project Name : Survey, Design, Preparation of DPR, Construction, Commissioning and O&M for 10 years of Various Rural Water Supply Project in the State of Uttar Pradesh - Gorakhpur District  
 Client : SWSM/DWSM-UP-GKP  
 Consultant : Medhaj Techno Concept Pvt. Ltd.  
 Contractor : NCC Limited

**Request For Inspection**

RFI No:	SWSM-UP-GKP/N/S/ TW/57	Date And Time -	15/01/2022/02:52 PM
---------	------------------------	-----------------	---------------------

Description:	Lowering of pipe with Assembly & filling of Pea-Gravel. Block - Gora - G.P. - Baza Nagar
--------------	--

Location:	NA
-----------	----

Preceding RFI No.	NA
-------------------	----

Commencement of work:	16/01/2022
-----------------------	------------

Submitted By:	Rajneesh Jandey
---------------	-----------------

Signature:	Rajneesh
------------	----------

Designation:	Hold
--------------	------

Concessionaire:	Proceed
-----------------	---------

Name:	
-------	--

Designation:	
--------------	--

Comments:	① on Pea-gravel cases not stacking in ② H-frame cases not available at site ③ H-frame cases not following for welding ④ welding joints
-----------	---

Signature  
Contractor Representative

Signature  
Consultant Representative

Signature  
Client Representative

# SWSM PROJECTS - UP - GORAKHPUR



Project Name : Survey, Design, Preparation of DPR, Construction, Commissioning and O&M for 10 years of Various Rural Water Supply Project in the State of Uttar Pradesh - Gorakhpur District  
 Client : SWSM/DWSM-UP-GKP  
 Consultant : Medhaj Techno Concept Pvt. Ltd.  
 Contractor : NCC Limited

## Request For Inspection

RFI No:	SWSM-UP-GKP/NS/72/57/R1	
Date And Time	16/01/2022	
Description:	Rectification of Compliance.	
Location:	Block-Gola, G.P. Bara-Nagar.	
Preceding RFI No.	SWSM-UP-GKP/S/72/57	
Commencement of work:	16/01/2022	
Submitted By:	Rajneesh Pandey	
Signature:		
Designation:	JE	
Concessionaire:	Proceed	Hold
Name:		
Designation:		
Comments:	<p>① Pea-Gravel Batcher in Tapered shop. - filling done by fraction during assessment.</p> <p>② H-frame is fixed with the well.</p>	

Contractor Representative

Consultant Representative


Client Representative



Time: 16-01-2022 15:25  
Note: @ Block Gola, GP-  
Baranagar



Time: 18-01-2022 10:22  
Note: @ Block Gola, GP-  
Baranagar

NCC LTD. 	PMC/TP/A 	CLIENT 
---	---	---

Note : The Specific Gravity should not be less than 2.5



10	Specific Gravity =	$(W2 - W1) - (W3 - W4)$	=	$\frac{220}{220-156}$	=	2.61
9	Weight of the Jar + Water, W4 (gm)=	220 gm				
8	Weight of Jar + Gravel + Water, W3 (gm)=	856 gm				
7	Weight of Jar + Gravel, W2 (gm)=	466 gm				
6	Weight of the Jar, W1 (gm)=	246 gm				

**SPECIFIC GRAVITY TEST AT ROOM TEMPERATURE**

5	Sample no :	57
4	Lab. Test no :	57
3	Date of sampling :	13/01/2022
2	Location :	NAME OF THE GRAM PANCHAYAT - BARANPUR NAME OF THE BLOCK - GORA
1	Source of material :	Ladkuan, Nivital, Uttarchand
SL NO.	DESCRIPTION	OBSERVATIONS
Date of Testing-	14/01/2022	
Test report no :	NCC/GR-S/8/057	

As per IS : 2386 (Part-3)

**SPECIFIC GRAVITY OF PEA GRAVELS (SIZE- 1.6 mm to 4.8 mm)**

	NCC LTD.	
STATE WATER AND SANITATION MISSION	CLIENT: JJM / SWSM / DWSM	
GORAKHPUR-UP		



NCC LTD.  
 STATE WATER AND SANITATION MISSION  
 CLIENT: JIM / SWSM / DWSM



**GORAKHPUR-UP**  
**SIEVE ANALYSIS OF PEA GRAVELS (SIZE-1.6 mm to 4.8 mm)**  
 (As per IS : 460 and IS: 4097)

Date of Testing : 14/01/22  
 Test report no : NCC/GKP-S/8/057

SL NO.	DESCRIPTION	OBSERVATIONS
--------	-------------	--------------

1 Source of material : Talson, Mandi, Uttarband.  
 2 Block Name- GOLA  
 G.P Name- BHAPNAPAR

3	Date of sampling :	13/01/22
4	Lab. Test no :	57
5	Sample no. :	57
6	Total wt. of sample (gm) :	1000gm

**SIEVE ANALYSIS**

IS Sieve Size	retained	Cumulative wt. Retained (gm)	Cumulative % wt. Retained	% passing	Acceptable / Not Acceptable
6.3 mm	18	18	1.8	98.2	OK
4.75 mm	197	215	21.5	78.5	OK
2.36 mm	716	931	93.1	6.9	OK
1.18 mm	67	998	99.8	0.2	OK
Pan	02				
Total(gm)=					

The Hardness of Material is=

Note:- The Hardness value should not be less than 5 in Moh's scale.

NCC LTD. *(Signature)*  
 PMC/TPIA *(Signature)*  
 CLIENT *(Signature)*





# Aqua Xplore

(Groundwater Assessment & Allied Services)

243/5, New Colony Jiyamau, Hazratganj, Lucknow – 226001  
Mob. 9918202546 / 9889323322, Email-aquaxplorelko@gmail.com

Advisor- Dr. R. A. Yadav, ex-Manager(Groundwater), U. P. Jai Nigam

Ref. 115 – B / AX - 2022 Date 15.01.2022

## Geophysical Borehole Logging Report

Name of the site : Baranagar, Block- Gola

District : Gorakhpur

Date : 15.01.2022

Depth logged : 146.0 mbgl

Depth drilled : 165.0 mbgl- as reported

Logged by : Aqua Xplore

Presence : Representative of M/S NCC Limited, Gorakhpur - South

Based on the interpretation of geophysical logs, following information may be

deciphered, particularly with respect to salinity of the formation water;

Sl.No.	Depth range(mbgl)	Thickness(m)	Remarks
1	28.0--36.0	8.0	Good all
2	42.0--48.0	6.0	
3	63.0--67.0	4.0	
4	110.0--128.0	18.0	
5	134.0--138.0	4.0	

Note. All zones are intermixed with kanakar. Sl. No. 5 is very fine sand.

for Aqua Xplore

Verified on per logs provided.

*[Signature]*

CC:

1. Executive Engineer, C.D. (Rural), U.P. Jai Nigam, Gorakhpur.
2. M/S NCC Limited, Gorakhpur-South, SWSM.

ASSISTANT HYDROGEOLOGIST  
YAANTRIK MANDAL  
U.P. JAI NIGAM (RURAL)  
PRAYAGRAJ

# TECHPRO ENGINEERS PVT. LTD.



(Laboratory Division)  
Lab Add. 131, Ram Ganga Housing Society, Naramanu, Kanpur-209217,  
Tel.: 0512-2525759, 097939209918, Web site: www.techproindia.com,  
e-mail: techproindia@gmail.com, info@techproindia.com,  
Doc No.: TEQR-36C, Issue No.: 02, Issue Date: 18/08/20, Rev. No.: 01, Rev. Date: 10/12/2020

Dated: 05-03-2022

TEPL/MT/2022/136/R1

## TEST REPORT

Name of Customer	: Jal Nigam, Gorakhpur
Project	: SWSM-JJM Project (Har Ghar Jal Mission) at Gorakhpur U.P.
Reference No.	: SWSM-UP/GKP/QC/77
Sample supplied to Lab by	: Customer representative
Name of Contractor/ Agency	: NCC Ltd.
Sample Particulars	: Pea-Gravel

Sample Receipt Date	: 03/03/2022	Job No.	: MT136
Condition of sample	: Satisfactory	SRF No.	: 2022/29
Type of Sample	: Pea-Gravel	ULR No.	: NA
Source of sample	: Lalkuan (Uttarakhand)	Period of Testing	: 03/03/2022 to 05/03/2022

### Terms & Conditions:

1	Results relate only to the test sample provided by customer.
2	This report is under copyright of Techpro Engineers Pvt. Ltd. (Laboratory Division) and is not to be reproduced, copied, handed over third party or used for any purpose other than for which it has been loaned.
3	The tested samples are retained for three months after issue of test report (if not collected by customer).
4	The unique identification of sample is as Job No. / Chainage No. /BH. No./SI. No. But only SI. No is mentioned in results.



Arvind Kumar Garg  
(Quality Manager)

*(Signature)*

Approved By:

Alok Kumar Chauhan  
(Technical Manager)

*(Signature)*

Checked By:

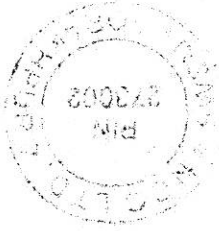




## 1. PHYSICAL TEST RESULT OF PEA GRAVEL

Sample Unique ID: MT136/TEPL/02

Sl. No.	Particular of Test	Test Passing %	Specification As Per IS (383 & 4097)	Test Method	Remarks
1.0	Sieve Analysis (% by weight)	100	100	IS 2386 (Part-1) 1963, RA-2016	
		100	100		
		100	100		
		80.90	100		
		14.40	100		
		8.60	100		
		2.00 mm	8.60		
2.0	Combined Flakiness & Elongation Index (% by weight)	0.0	40 Max	IS 2386 (Part-1)-1963, RA-2016	Partical Size >6.3
3.0	Water Absorption (% by weight)	0.90	5 Max	IS 2386 (Part-3)-1963 RA-2016	-
4.0	Specific Gravity	2.66	2.1 - 3.2	IS 2386 (Part-3)-1963 RA-2016	-
5.0	Hardness Test (Number)	7.3	5 Min	IS 13630 (Part-13)-2006	-
6.0	Bulk Density, Kg/litre			IS 2386 (Part-3)-1963 RA-2016	
		a) Compacted	1.59	NA	
		b) Loose	1.49	NA	



Approved By:

Arvind Kumar Garg  
 (Quality Manager)




Checked By:

Alok Kumar Chauhan  
 (Technical Manager)



## PHOTOGRAPHS



END OF REPORT



**INSPECTION RELEASE NOTE / CERTIFICATE**  
 IRN - 8119494049-NCC/ROK/SWSMUP-G(S)/PO/47 - Sr. No 1 - Rev. 00

TUV India Control No: 8119494049 Date: 10-12-2021

<b>Project Name &amp; Location</b> Gorakhpur South Project State water and sanitation Mission	<b>End User Name:</b> M/S. DADU PIPES PVT LTD	<b>Contractor Name &amp; Location</b> NCC LIMITED.	<b>Vendor Name &amp; Location:</b> M/S. Dadu Pipes (P) Ltd. A-72, Ind. Area, Sikandrabad Bulandshahr (U.P)	<b>Sub Vendor Name &amp; Location:</b> (if applicable)
<b>TUV India Client Name:</b> M/S. DADU PIPES PVT LTD	<b>End User Name:</b> Executive Director, State Water and Sanitation Mission, (U.P)	<b>Sub Contractor Name &amp; Location</b> Not Applicable	<b>Vendor Name &amp; Location:</b> M/S. Dadu Pipes (P) Ltd. A-72, Ind. Area, Sikandrabad Bulandshahr (U.P)	<b>Sub Vendor Name &amp; Location:</b> (if applicable)
<b>Item Description:</b>	<b>Item Code</b>	<b>Item Description</b>	<b>Item Code</b>	<b>Item Description</b>

PO Item No.	Item Description	UOM	P.O. Quantity	Offered Quantity	Accepted Quantity	Cumulative accepted Quantity
1	200 MM Dia MS ERW Plain End pipe 6 Mtr Length, WT:5.40 MM Thick as pr IS:4270, Varnished.	Mtrs	576	588	576	576
2	150 MM Dia MS ERW Plain End pipe 6 Mtr Length, WT:5.00 MM Thick as pr IS:4270, Varnished.	Mtrs	1758	1770	1758	1758
3	MS ERW Plain end Slotted Pipe 150 mm Dia, WT:5.40 MM conforming to IS:4270. 6 Mtr length, slotting as per IS:8110 & Zig-Zag Slots length, 75mm x 1.20mm and slots per meter 780 Nos (+ 10%, Varnished.	Mtrs	438	438	438	438

**Reference Documents:**

Sr. No.	Document Name	Client Document Number	Vendor Document Number	Approval Status
1)	PR / MR / ARM	Not Applicable	Not Applicable	Not Applicable
2)	GAP / ITP / GCP	DPLL31/QP/01 Rev 0	Not Applicable	Approved by client
3)	Drawing(s)	Not Applicable	Not Applicable	Not Applicable
4)	Datasheet(s)	Not Applicable	Not Applicable	Not Applicable
5)	Procedure(s)	Not Applicable	Not Applicable	Not Applicable
6)	Others (Specify)	IS 4270, IS 8110, IS 4711	Not Applicable	Approved

**Stages Witnessed:** (For PO Sr. No 3 - Scope as per GAP sr. no 3.1, 3.4,3.5 only & All for rest)

- 1) Total offered quantity verified.
- 2) GAP Sr.No 3.5 Visual inspection done for surface defects, workmanship and protective coating for all items- found satisfactory.
- 3) GAP Sr.No 3.1 Final dimension inspection done Thickness, Outer Diameter, Length & weight for randomly selected items as per IS 4711 - found within limits - found satisfactory.
- 4) GAP Sr.No 3.2 Mechanical testing (Tensile, Flattening) checked on identified samples - found to meet the specification requirement (IS 4270) - found satisfactory.

**Disclaimer:** The inspection by TUV India Pvt. Ltd. review of Test Certificates / Reports and issue of Inspection Release Note / Certificate does not relieve Client / Supplier / Manufacturer / Stocker from their responsibility towards the Client / End User to supply the goods in material / quantity and documents in full compliance with applicable Order, Specification, Technical, Quantity, Warranty, Guarantee requirements, Supplier / Manufacturer / Stocker is solely legally responsible for genuineness of the material / quantity and documents submitted. TUV India's responsibility is only limited to correctness of inspection results, including fairness of the documents / stocks as within its agreed scope against the requirements and neither TUV India nor any of its group companies, associates or employees are in any way legally responsible for genuineness of the material / quantity and documents. It is the Client's / End User's responsibility to ensure that the measuring instrument(s) / equipment(s) used during inspection do not have traceability to NABL / Other certifying bodies, then the scope of review is limited to the calibration certificate. Copyright: This document is the property of TUV India Private Limited and should not be reproduced, except in full without the consent of TUV India Pvt. Ltd. TUV India Pvt. Ltd. (TUV NORD GROUP) (REGD. & HEAD OFFICE), 801, Rajaja Plaza - 1, LBS Marg, Ghakopar (West), Mumbai - 400086, Maharashtra, India. Tel: + 91 22 66477000, Email: inspection@tuv-india.com Website: www.tuv-nord.com/In


Form No. : F / INSP / IRN / 03 - RT; Revision Date: 13.03.2020 Page 1 of 2

10/12/2021

# TUV INDIA PRIVATE LIMITED

## INSPECTION RELEASE NOTE / CERTIFICATE

IRN - 8119494049-NCC/ROK/SWSMUP-G(S)/PO/47 - Sr. No 1- Rev. 00



5) QAP Sr.No 3.3 Hydro test done randomly selected @5% items at 7Mpa test pressure and hold period 3 seconds minimum - observed no pressure drop - found satisfactory.

6) QAP Sr.No 3.4 - Identification marking checked randomly - found in order.

7) All measuring instruments/ equipment were verified for continued suitability for intended use, proper identification, calibration status, traceability to national standards & found satisfactory.


### Documents Reviewed:

- 1) QAP Sr. No. 1.1 Raw material test certificates reviewed for its technical content only as declared by manufacturer and endorsed by vendor - Found to meet the applicable code and project specification requirement
- 2) QAP Sr. No. 1.2, 1.3 & 1.4 - Physical Properties, Dimension & Visual report of Raw material reviewed - found in order.
- 3) QAP Sr. No. 2.1 - In-process Dimension inspection report reviewed and found in order.
- 4) QAP Sr. No. 2.2 - In-process Mechanical testing report reviewed and found in order.
- 5) QAP Sr. No. 2.3 - In-process Hydro testing report reviewed and found in order.
- 6) QAP Sr. No. 2.4 - In-process workmanship & protective coating report reviewed and found in order.
- 7) Material test certificates Number DPP/LQC/TC-01212 Date 10.12.2021 reviewed and found in order.

NCR / Waiver (if Any):

None

Identification:

Inspected items identified with TUV Hard stamp "  " on OD near manufacturers marking. (Double on witnessed & rest single)

Order status:

Complete  Incomplete

Sub order status: (if applicable)

Complete  Incomplete

Date(s) of Inspection:

10.12.2021

Conclusion:

All items were inspected within the scope defined in approved PO, QAP, specifications & Found to meet the requirements of purchase order & Specifications.

Inspector(s) to TUV India Private Limited

Gaurav Kumar



Distribution List:  TUV India Client/End User  TUV India Executing/Originating Branch  Vendor/Sub Vendor

Revision Number (if Applicable): 00 - Type Reason for revision here.

This Document Supersedes IRN No.: Mention previous IRN Number.

S. NO	DESCRIPTION	GROWTH FACTOR WRT Y-2011	POPULATION	SC/ST	HOUSE HOLDS
1.	As per Census 2011	1	2488	580	432
2.	Initial Stage 2022	1.13	2800	653	486
3.	Middle Stage 2037	1.32	3290	767	571
4.	Ultimate Stage 2052	1.55	3860	900	670

Table 2: Gram Panchayat Population Summary

S. No	1	a	b	c	d	e	S. No
	Baranagar	Trlokisingh Pura	Harizan Basti	Bara Nagar	Harizan Basti	Nai Basti	
	Baranagar	Baranagar	Baranagar	Baranagar	Baranagar	Purv/Chauraha	
	Baranagar	Jai Singh Ka Tola					
Habitations Name	Revenue Village Name	2011 Census Code	Gram Panchayat Name	Block Name	Sub District Name	District Name	

Table 1: List of village and Habitation

Name of the State : Uttar Pradesh  
 Name of the District : Gorakhpur  
 Name of the Block : Gola  
 Name of the Programme : Jal Jeevan Mission  
 Name of the Gram Panchayat : Baranagar  
 No. of Village/Habitations : 1/8

Salient Feature



Pipeline Type	Material	Class	Diameter(mm)	Length (m)
Distribution Mains	HDPE	PN-6 PE100	63	8,394
Distribution Mains	HDPE	PN-6 PE100	75	786
Distribution Mains	HDPE	PN-6 PE100	90	967
Distribution Mains	HDPE	PN-6 PE100	110	68
Distribution Mains	HDPE	PN-6 PE100	125	150
Distribution Mains	HDPE	PN-6 PE100	140	0
Distribution Mains	HDPE	PN-6 PE100	160	20

Table 4: Distribution Network Summary

Pipeline Type	From	To	Material	Class	Diameter (mm)	Total Length of Rising Main (m)	
						Rising Mains	TW - 1
		OHT-1	DI	K-9	150		35
							35

Table 3: Rising Mains

Pipeline Summary

- Rate of Water Supply : 64.70 LPCD (Added 15 % losses over 55 LPCD)
- Nature of Sources : Ground Water
- Source of Development : Tube Well
- Daily Water Demand Summary :
- a) Initial Year 2022 : 181KLD
- b) Intermediate Year 2037 : 213KLD
- c) Ultimate Year 2052 : 250 KLD
- Number of Tube Wells : 1
- Nature of Treatments : Chlorinator through HDPE Tank (100L) and Dosing metering pump (0-6LPH)
- Average Dosing Capacity : 0.50 PPM
- Pumping plant for Tube Well : 1
- a) No. and Type of Plant : 1
- b) Anticipated Discharge : 550LPM
- c) Total Working Head : 43m
- (d) Motor (HP) : 12.5 HP
- Service Storage :
  - a) Quantity : 1
  - b) Capacity : 200 KL
  - c) Staging : 14m



Estimate for Baranagar Gram Panchayat  
 Under - SWSM  
 Block-Gola District-Gorakhpur

BOQ Item No.	Description	Unit	Qty	Rate	Amount
1.01	All the works including Hydrological survey, topographical survey, Design charges including preparation and approval of DPR	LS	1.00	241084.00	241084
2.00	Drilling of Borehole for Tubewell construction by DC/RC/DTH Rig Machine including transportation, erection, dismantling of Rig and associated T&P complete in all respect including required all material labour etc.				
2.01	RIG Transportation for Tube Well Construction Transportation, Installation Dismantling of Rig machine and logging of bore hole Tube Well Construction - Drilling of Borehole DC/RC Drilling up to 100Mtr.	Job	1.00	159478.88	159479
2.03	400 MMØ	Mtr.		1638.27	
2.05	450 MMØ	Mtr.		1834.20	
2.06	500 MMØ	Mtr.	100.00	2013.00	201300
2.07	600 MMØ	Mtr.		2422.00	
2.08	DC/RC Drilling from 101 Mtr. To 200 Mtr.Deep	Mtr.		1960.88	
2.09	450 MMØ	Mtr.		2144.00	143648
2.10	500 MMØ	Mtr.	67.00	2510.25	
2.12	DC/RC Drilling from 201 Mtr. To 300 Mtr.Deep	Mtr.		2831.63	
2.13	450 MMØ	Mtr.		3014.75	
2.15	600 MMØ	Mtr.		3381.00	
2.16	DC/RC Drilling from 301 Mtr. To 400 Mtr.Deep & above	Mtr.		3319.35	
2.17	450 MMØ	Mtr.		3502.48	
2.18	500 MMØ	Mtr.		3868.72	
2.19	600 MMØ	Mtr.			
2.20	DTH Drilling upto 200.0 Mtr.Deep	Mtr.		1250.00	
2.21	200/165 MMØ (in over burden/Hard Rock)	Mtr.		2900.00	
2.22	Development / Flushing of tubewell Tubewell Assembly (Supply + Fittings & Specials)	Hr.			
3.01	MSEWR plain pipe,As per IS 4270				
3.02	100 MMØ	Mtr.		927.50	
3.03	150 MMØ	Mtr.	90.00	1900.00	171000
3.04	200 MMØ	Mtr.		2550.00	
3.05	300 MMØ	Mtr.		3800.00	
3.06	MSEWR Pipe slotted pipe as per IS 8110	Mtr.		1366.85	
3.07	100 MMØ	Mtr.		2800.00	67200
3.08	150 MMØ	Mtr.	24.00	3833.80	
3.09	200 MMØ	Mtr.		5188.59	
3.10	300 MMØ	Mtr.			
3.11	MS fittings such as clamp, ball plug, reducer, well cap, girder & support structure	LS	1.00	32295.00	32295
3.12	MS fittings such as ring & centre guide Tubewell Assembly Lowering Works Lowering of above assembly with welding of parts complete in all respect with all required material, T&P, labour, etc.	RM	150.00	471.68	70752
4.01	Lowering up to 100 Mtr. Deep	Mtr.		129.45	
4.02	100 MMØ MSERW Plane/Slotted Pipe	Mtr.		281.00	17984
4.03	150 MMØ MSERW Plane/Slotted Pipe	Mtr.	64.00	376.50	13554
4.04	200 MMØ MSERW Plane/Slotted Pipe	Mtr.	36.00	472.00	
4.05	300 MMØ MSERW Plane/Slotted Pipe	Mtr.			
4.06	Lowering from 101 Mtr. To 200 Mtr. Deep	Mtr.			
4.07	150 MMØ MSERW Plane/Slotted Pipe	Mtr.	50.00	376.00	18800

BOQ Item No.	Description	Unit	Qty	Rate	Amount
4.08	200 MMØ MSERW Plane/Slotted Pipe	Mtr.	499.19		
4.09	300 MMØ MSERW Plane/Slotted Pipe	Mtr.	745.58		
4.10	Lowering from 201 Mtr. To 300 Mtr. Deep				
4.11	150 MMØ MSERW Plane/Slotted Pipe	Mtr.	385.19		
4.12	200 MMØ MSERW Plane/Slotted Pipe	Mtr.	459.00		
4.13	300 MMØ MSERW Plane/Slotted Pipe	Mtr.	606.62		
4.14	Lowering from 301 Mtr. To 400 Mtr. Deep & above				
4.15	150 MMØ MSERW Plane/Slotted Pipe	Mtr.	426.53		
4.16	200 MMØ MSERW Plane/Slotted Pipe	Mtr.	499.00		
4.17	300 MMØ MSERW Plane/Slotted Pipe	Mtr.	643.94		
5.00	Supply and unconsolidated packing of gravel with suitable size Supply and Packing of Gravel Works	Cum	47.00	7500.00	352500
6.01	Transportation, Installation Dismantling of 150 PSI Compressor	Job		42120.00	
6.02	Charges for Development by 150 PSI Compressor per hour	Hr.		2544.52	
6.03	Transportation, Installation Dismantling of 250/400/600 PSI Compressor	Job	1.00	42120.00	42120
6.04	Charges for Development by 250 PSI Compressor per hour	Hr.	60.00	3027.00	181620
6.05	Charges for Development by 400 PSI Compressor per hour	Hr.		3154.10	
6.06	Charges for Development by 600 PSI Compressor per hour	Hr.		4062.20	
6.07	Transportation, Installation Dismantling of 0.5 Cusec OP Unit and Yield test, water test	Job		22321.28	
6.08	Charges for Development of TW by 0.5 Cusec OP Unit	Hr.		785.42	
6.09	Transportation, Installation Dismantling of 1 Cusec to 3 Cusec OP Unit and Yield test, water test	Job	1.00	67225.00	67225
6.10	Charges for Development of TW by 1 cusec OP Unit	Hr.	100.00	959.00	95900
6.11	Charges for Development of TW by 3 cusec OP Unit	Hr.		1196.00	
6.12	Transportation, Installation Dismantling of 2 Cusec OP Unit and Yield test, water test	Job		89317.00	
6.13	Charges for Development of TW by 2 cusec OP Unit	Hr.		1119.00	
7.00	Pumping Plant:- SITC of Pumping plant including pumps with motors starter, panel, cable, complete in all respect with all required material T&P labour etc.				
7.01	1 HP	Nos	32518.98		
7.02	2 HP	Nos	35843.14		
7.03	3 HP	Nos	46249.21		
7.04	5 HP	Nos	65037.95		
7.05	7.5HP	Nos	228500		
7.06	10 HP	Nos	230200		
7.07	12.5 HP	Nos	238800		238800
7.08	15 HP	Nos	252100		
7.09	17.5 HP	Nos	276504.56		
7.10	20 HP	Nos	295500		
7.11	25 HP	Nos	334043.48		
7.12	30 HP	Nos	366163.04		
7.13	35 HP	Nos	393723.7		
7.14	40 HP	Nos	426547.83		
7.15	Variation in HP due to change of site locations increased/decreased in per HP of the proposed pumping plants.	Rate/HP	30467		
8.00	Pressure Transmitter	Nos	43120		43120
A.1 - 13	Electrically operated Sluice Valve:-				
A.1 - 13.01	Electrically operated Sluice Valve PN 1.0 dia 80 mm	Nos	125000		
A.1 - 13.02	Electrically operated Sluice Valve PN 1.0 dia 125 mm	Nos	125000		
9.00	Electrically operated Sluice Valve PN 1.0 dia 100 mm	Nos	125000		
9.01	Electrically operated Sluice Valve PN 1.0 dia 150 mm	Nos	125000		125000
9.02	Electrically operated Sluice Valve PN 1.0 dia 200 mm	Nos	150000		150000
A.1 - 14	Check Valve:-				
A.1 - 14.01	Check Valve PN 1.0 DPCV dia 80 mm	Nos	27519.8		
9.03	Check Valve PN 1.0 DPCV dia 100 mm	Nos	27519.8		
9.04	Check Valve PN 1.0 DPCV dia 150 mm	Nos	51145.45		
9.05	Check Valve PN 1.0 DPCV dia 200 mm	Nos	73485.9		



BOQ Item No.	Description	Unit	Qty	Rate	Amount
A.1 - 15	Dismantling Joint :-				
A.1 - 15.02	Dismantling Joint PN 1.0 dia 80 mm	Nos		3923.92	
A.1 - 15.01	Dismantling Joint PN 1.0 dia 125 mm	Nos		5605.6	
9.06	Dismantling Joint PN 1.0 dia 100 mm	Nos		3923.92	
9.07	Dismantling Joint PN 1.0 dia 150 mm	Nos	2.00	5605.6	11211
9.08	Dismantling Joint PN 1.0 dia 200 mm	Nos		7367.36	7367
9.09	SITC of Chain Pulley Blocks				
9.10	1 Tonne	Nos	1.00	46305	46305
9.11	2 Tonne	Nos		58432.5	
10.00	Turbidity & Chlorine analyzer	Nos	1.00	273000	273000
11.00	Hydrostatic Level Sensor:- Providing and installation hydrostatic level sensor at all tubewell pumping system including all accessories etc. complete in all respect as per instructions of Engineer -in-charge.	Nos	1.00	126000	126000
12.00	Stabilizer				
12.01	2 KVA	Nos		12777.78	
12.02	5 KVA	Nos		25555.56	
12.03	7.5 KVA	Nos		44722.22	
12.04	10 KVA	Nos		12777.78	
12.05	15 KVA	Nos		16611.11	
12.06	20 KVA	Nos		191666.67	
12.07	25 KVA	Nos		204444.44	
12.08	30 KVA	Nos		230000	
12.09	40 KVA	Nos		281111.11	
12.10	50 KVA	Nos		319444.44	
12.11	60 KVA	Nos		345000	
13.00	Column Pipe:- SITC of Column pipe of MS pipe for connecting submersible pumps				
13.01	32 mm Dia size - MS pipe	Mtr.		500	
13.02	40 mm dia size - MS pipe	Mtr.		666.67	
13.03	50 mm dia size - MS pipe	Mtr.		921	
13.04	65 mm Dia size - MS pipe	Mtr.		1066.67	
13.05	80 mm Dia size - MS pipe	Mtr.		1400	
13.06	100 mm Dia size - MS pipe	Mtr.	30.00	1567	47010
13.07	150 mm Dia size - MS pipe	Mtr.		2167	
14.00	Chlorinating System:- Supply, installation of chlorinating system with dosing pump 0-6 LPH capacity with 100 Litres(1w+1s) tanks, valves ,pipes with required accessories (Automatic dosing system for chemical injection)	JOB	1.00	112000	112000
15.00	Fluoride Removal Plant:- Supplying, installation, testing, commissioning of Fluoride removal plant for required capacity including transportation and labour charges as complete. (Vendor have to select the technology based on capacity (Electrolytic-de fluoridation plant or media based system). Rates for 400 KLD/ 500 LPM	LS		8062500	
16.00	Iron Removal Plant:- Supplying, installation, testing, commissioning of Iron removal plant which includes vessel, media, piping valves etc. for required capacity including transportation and labour charges as complete. Rates for 400 KLD/ 500 LPM	LS		6062500	
17.00	Arsenic Removal Plant:- Supplying, installation, testing, commissioning of Arsenic removal plant which include vessel, media, piping valves etc. for required capacity including transportation and labour charges as complete. Rates for 400 KLD/ 500 LPM	LS		9000000	

BoQ Item No.	Description	Unit	Qty	Rate	Amount
18.00	TDS and Hardness Removal Plant:- Supplying, installation, testing, commissioning of reverse osmosis plant which includes pump, micron cartridge filter, high pressure pump, reverse osmosis membrane, cleaning system and required piping and valves etc. complete for required capacity including transportation and labour charges as complete. Rates for 400 KLD/ 500 LPM	LS	13125000		
19.00	Tube Well Electrification:- Internal electrification of tube well	LS	1.00	20000	20000
20.00	Solar Power Plant:- SITC of Solar power plant (for complete plant) including solar panel, Structure, inverter etc. complete in all respect with required material, T&P labour	KW	18.00	86800	1562400
21.00	Boundary Wall:- Construction of 1.3 m high and 115mm thick boundary wall with 230 mm x 230 mm thick pillar made in Brick masonry in 1 cement and 4 sand mortar, the spacing between two pillar should not be more than 3.0 m c/c and the depth of foundation should not be less than 0.60m, at the site of water works as per departmental type design and drawing, and, as per specifications given in the bid document including supply of all materials, labour T&P etc. for proper completion of work as per instructions of Engineer - in - charge. (Drawing No.D-1)	Rmt	125.20	6400	801280
22.00	M/S Gate:- Supply and fixing of 3.6 m x 1.20 m MS gate including fabrication and supply of steel and construction of boundary wall pillars of size 1.35mx0.23mx0.23m with ornamental brick work 115mm th. around RCC, as per departmental type design and drawing (Drawing No. D-1) and as per specifications laid down in the bid document, including supply of all material, labour, T&P etc. required for proper completion of work as per instructions of Engineer-in-charge.	No.	1.00	52000	52000
23.00	M/S Wicket Gate :- Supply and fixing of 1.2m wide MS wicket gate including fabrication and supply of steel and construction of boundary wall pillars etc. as per specifications laid down in the bid document, including supply of all material, labour, T&P etc. required for proper completion of work as per instructions of Engineer-in-charge.	No.	1.00	19000	19000
24.00	Interlocking Pavement:- Construction of interlocking pavement for approach to water works, as per departmental type design and drawing and as per specifications laid down in the bid document, including supply of all materials, labour, T&P etc. required for proper completion of work as per instructions of Engineer -in-charge.	Sqm.	227.40	1070.5	243432
25.00	Granular Sub Base:- Construction of granular sub base by providing coarse grade materials, spreading in uniform layers including watering and compaction, complete.	Cum	45.48	2800	127344
26.00	Construction of WBM:- Construction of WBM by providing grade materials, spreading in uniform layers including watering and compaction complete.	Cum	56.85	3029	172199

BOQ Item No.	Description	Unit	Qty	Rate	Amount
27.00	Earth filling:- Earth filling work for proper leveling of water work site, in accordance with the contour map and Grid map of existing site enclosed (Drawing no.D-1), including leveling, dressing, excavation and filling of earth where necessary and also including all labour, materials, T&P etc. required for proper completion of works and also including cartage of earth from within a distance of about 8 km. from the site of works as per instructions of Engineer - in - charge.	Cum	890		
28.00	Semiretainer Drain:- Provision for inside semicircular drain 200mm dia including supply of all materials, labour and T & P etc. complete.	Rmt	130.00	1607.14	208928
29.00	Pump House (3.6x3.0x3.0):- Provide all materials, labour, T&P etc. complete and construct Pump house size (3.6x3.0x3.0)m Chlorinating room size (2.5x1.8x3.0)m as per departmental type design and drawing (drawing no-D-2) and as per the specifications for civil work given in the bid document, including supply of all material, labour and T&P etc complete as per instructions of Engineer - in - charge.	Job		597000	
30.00	Pump House (2.5x3.0x3.0):- Provide all materials, labour, T&P etc. complete and construct Pump house size (2.5x3.0x3.0)m Chlorinating room size (1.5x1.3x3.0)m as per departmental type design and drawing (drawing no-D-2) and as per the specifications for civil work given in the bid document, including supply of all material, labour and T&P etc complete as per instructions of Engineer - in - charge.	Job	1.00	404000	404000
31.00	Bye-pass Chamber:- Provide all materials, labour, T&P etc. complete and constructed Bye-pass chamber for pump house ( 1000 (L) x 1000 (W) x 1150 (H) mm ) drawing (drawing no.D-3) and as per the specifications for civil work given in the bid document, including supply of all material, labour and T&P etc complete as per instructions of Engineer - in - charge.	No.	1.00	14600	14600
32.00	Supply of all materials labour T&P etc. for complete construction of R.C.C. Over Head Tank of following capacity and staging above ground level with main components, including cost of soil testing and assuming bearing capacity of soil as 8 MT, with supply of design and drawings. All the water retaining components of OHT shall be casted in M-30 concrete and minimum grade of concrete of foundation and staging should be M-25 with approved cement, coarse sand and stone grit as per I.S. 11682 and I.S.456 Seismic effects and wind load should be taken into consideration as per I.S. 1893 for earthquake resistance and I.S. 875 part-III for wind load on structure and including 1M wide RCC staircase, 1 m wide R.C.C. M30 balcony, M.S. ladder made of 50x50x6 mm angle section and 20mm plain M.S. bars with hand rails of 20mm medium class G.I. pipes, One aluminum ladder inside the tank from top dome to bottom dome, R.C.C. railing with 20mm dia medium class G.I. pipe (in 3 rows) on both sides of stair case, supported on 50x50x6mm M.S. angle section, spaced at intervals not more than 1.5m, Proper ventilator at top dome in circular shape of 1.2 m dia, Water level indicator fabricated with sensor connecting to automation, Lightening conductor as per I.S.S.2309 or its latest amendments of latest electricity rules, consisting of proper elevation	Job			
32.01	50 KL 10 M Staging	Job		1712500.00	
32.02	50 KL 12 M Staging	Job		1788750.00	
32.03	75 KL 10 M Staging	Job		2150000.00	
32.04	75 KL 12 M Staging	Job		2242500.00	

BOQ Item No.	Description	Unit	Qty	Rate	Amount
32.05	100 KL 12 M Staging	Job		2886250.00	
32.06	100 KL 16 M Staging	Job		3073750.00	
32.07	150 KL 12 M Staging	Job		3241250.00	
32.08	150 KL 16 M Staging	Job		3457500.00	
32.09	175 KIL 12 M Staging	Job		3441250.00	
32.10	175 KL 16 M Staging	Job		3732500.00	
32.11	200 KL 12 M Staging	Job	1.00	3843750.00	3843750
32.12	200 KL 16 M Staging	Job		4040000.00	
32.13	200 KL 18 M Staging	Job		4105000.00	
32.14	225 KL 12 M Staging	Job		4170000.00	
32.15	250 KL 12 M Staging	Job		4537500.00	
32.16	300 KL 12 M Staging	Job		4877500.00	
32.17	300 KL 16 M Staging	Job		5508750.00	
32.18	350 KL 14 M Staging	Job		6093750.00	
32.19	400 KL 14 M Staging	Job		6830000.00	
32.20	400 KL 16 M Staging	Job		7021250.00	
32.21	500 KL 14 M Staging	Job		7457500.00	
32.22	25 KI 10 M Staging	Job		1296250.00	
32.23	25 KI 12 M Staging	Job		1363750.00	
32.24	For 2 m Staging (5% additional per Meter)	Rm	2.00	192187.50	384375
33.00	Excavation:- and rising main trenches including lift upto 1.50 m and lead upto 50 m and refilling watering, ramming of the excavated earth into the trench and also disposal of surplus earth upto 50m from the center of the trenches including supply of all material labour, T&P etc complete as per instructions of Engineer -in-charge.				
34.00	Ordinary Soil	Cum	3719.28	214.61	798194
35.00	Mixed Soil with Kanakar	Cum	3719.28	249.27	927104
36.00	Soft Rock	Cum		943.82	
37.00	Hard Rock	Cum		1319.18	
Additional	Disposal of Surplus Earth top 300 mm ht.	Cum			
38.00	Sand Bedding:- Sand Bedding in trenches in layers not exceeding 10 cm. in depth, consolidating each deposited layer by ramming and watering complete as per instructions of Engineer.	Cum	9.10	1656.00	15063
39.00	Retaining Wall:- Construction of Retaining Wall for Protection Survey, Investigation, Soil Testing, Planning, construction, commissioning etc. as per design and drawing provided by the contractor all in accordance with the relevant latest I.S. Codes and approved by the Engineer as per conditions of the bid documents. The design and drawings provided by the contractor should be vetted by any IIT Institute or Government Engineering College approved by the Engineer, on contractor's cost. For construction of R.C.C. retaining wall including excavation of earth in hard rock/soft rock/ Kanakar /morum /bafr etc. for foundation, Plain Cement Concrete 1:4:8 (one cement four fine aggregates and eight coarse aggregates) and supply of steel as per drawing including bending, binding with all type of binding materials including wastage of steel Reinforced Cement Concrete (M20) 1:1½:3(one cement one and half fine aggregates and three coarse aggregates) including cost of all arrangement of shuttering, scaffolding and water with supply of all materials, labors T&P etc. required for proper completion of works as per the directions of the Engineer (Provisional)	Cum		16400.00	

BoQ Item No.	Description	Unit	Qty	Rate	Amount
40.01	Ductile Iron Pipes:- Supply of following sizes (D.I.) pipes for rising main/distribution system conforming to latest/relevant I.S. 8329/2000 Specifications- /relevant I.S. specifications, suitable for D.I pipes, as per IS-1239 /2000 and IS 8329/2000 or their latest amendment including F.O.R. destination and all taxes and insurance etc. with loading, unloading and Carting up to site of work, also including specials for these pipes and lowering them into the trenches and laying true to alignment and gradient and joining etc. complete (including testing of pipe lines and cutting of pipes for making up the length but excluding the cost of trenches), all complete as per instructions of Engineer -in-charge.				
40.02	300 mm dia Ductile Iron K-9	m		3877.6	
40.03	250 mm dia Ductile Iron K-9	m		3103.5	
40.04	200 mm dia Ductile Iron K-9	m		2332.32	
40.05	150 mm dia Ductile Iron K-9	m	35.00	1728.48	60497
40.06	100 mm dia Ductile Iron K-9	m		1411.41	
40.07	80 mm dia Ductile Iron K-9	m		905.41	
40.08	Ductile Iron Pipe (K-7)				
40.08	300 mm dia Ductile Iron K-7	m		3151.6	
40.09	250 mm dia Ductile Iron K-7	m		2564.5	
40.10	200 mm dia Ductile Iron K-7	m		1848.32	
40.11	150 mm dia Ductile Iron K-7	m		1497.48	
40.12	125 mm dia Ductile Iron K-7	m		1301.41	
40.13	100 mm dia Ductile Iron K-7	m		1007.11	
40.14	80 mm dia Ductile Iron K-7	m		909.49	
41	Supply of following sizes pipes for distribution system conforming to latest relevant I.S. 4984/1995 Specifications with all joining materials and specials conforming to latest /relevant I.S. specifications including F.O.R. destination and all taxes and insurance etc. with loading, unloading and Carting up to site of work, also including specials for these pipes and lowering them into the trenches and laying true to alignment and gradient and joining etc. complete (including testing of pipe lines and cutting of pipes for making up the length but excluding the cost of trenches) all complete as per instructions of Engineer -in-charge.				
41.01	90 mm dia HDPE Pipe PN6, PE 100	m	967.00	229.5	221927
41.02	75 mm dia HDPE Pipe PN6, PE 100	m	786.00	169.2	132991
41.03	63 mm dia HDPE Pipe PN6, PE 100	m	8394.00	125.8	1055965
42.00	Valves:- Supply and carting up to site of work of the following dia DI butterfly /sluice valves, class I, working pressure 10 Kg/cm <sup>2</sup> conforming to IS: 780/1969 or its latest amendments, including valve fittings & dismantling joints as per requirement F.O.R. destination, and lowering them into the already prepared trenches, fixing in position and joining them with pipelines and testing etc. complete and also including supply of joining materials etc. complete including all taxes and insurance, as per instructions of Engineer -in-charge.				
42.01	Isolating Sluice Valve				
42.01	Sluice valve - 300 mm dia	Nos		64042.00	
42.02	Sluice valve - 250 mm dia	Nos		48109.00	
42.03	Sluice valve - 200 mm dia	Nos		27304.00	
42.04	Sluice valve - 150 mm dia	Nos	3.00	17626.00	52878
42.05	Sluice valve - 125 mm dia	Nos		14505.00	
42.06	Sluice valve - 100 mm dia	Nos	3.00	14455.00	43365

BOQ Item No.	Description	Unit	Qty	Rate	Amount
42.07	Sluice valve - 80 mm dia	Nos	1.00	12401.00	12401
42.07.1	Sluice valve - 65 mm dia	Nos	4.00	10650.00	42600
42.07.2	Sluice valve - 50 mm dia	Nos		9700.00	
42.08	Scour Valve				
42.08	Scour valve - 80 mm dia	Nos	11.00	10160.84	111769
42.09	Scour valve - 100 mm dia	Nos		12535.28	
42.10	Scour valve - 150 mm dia	Nos		17625.57	
42.11	Scour valve - 200 mm dia	Nos		27304.03	
42.12	Scour valve - 250 mm dia	Nos		48109.48	
42.13	Pressure Relief Valve	Nos		54219.00	
42.14	PRV 80 mm dia	Nos		80025.00	
42.15	PRV 100 mm dia	Nos		124575.00	
42.16	PRV 150 mm dia	Nos			
42.17	Single / Double ball type Air Valve:- Supply and installation, testing etc. of single/double ball type air valve conforming to latest/relevant I.S. specifications including all taxes and insurance, carting up to site of work and lowering them into the trenches, fixing in position and joining them with pipelines and Valve fittings etc. complete (including supply of joining materials and Valve fittings etc complete) as per instructions of Engineer.				
42.18	20 mm	Nos	11.00	10229.21	112521
42.19	50 mm	Nos		23170.33	
42.20	80 mm	Nos		23170.33	
42.21	150 mm	Nos		41024.88	
42.22	Fire Hydrant:- Supply of under ground sluice valve type fire hydrant consisting of 80 mm dia sluice valve, 80mm dia tail pieces, 80mm dia duck foot bend and 80 mm dia standard makes iron coupling with cap and etc. complete conforming to latest/relevant I.S. specifications including all taxes and insurance up to site of work and lowering them into the trenches, fixing in position and joining them with pipelines and testing etc. complete (including supply of joining materials and Valve fittings etc. complete as per instructions of Engineer - in - charge.	Nos	2.00	24500.00	49000
43.00	Valve Chambers:- Construction of following type chambers as per department type design and drawing including Heavy duty M.S. Manhole Cover and all materials, labour, T&P etc complete for proper completion of work as per instructions of Engineer -in -charge.				
43.01-43.02	Sluice Valve Chamber (Masonry Type):- Dia upto 200 mm - 1000 (L) x 1200 (W) x 1300 (H) mm	No.	7.00	25800.00	180600
43.03	Sluice Valve Chamber (Surface Box Type):- Dia upto 200 mm - 1000 (L) x 1200 (W) x 1300 (H) mm	No.		5000.00	
43.04	Fire Hydrant chamber (800 (L) X 1250 (W) X 1000 (H) mm)	No.	2.00	18500.00	37000
43.05	Air Valve Chamber				
43.06	350 (L) x 350 (W) x 500 (H) mm	No.	11.00	9000.00	99000
43.07	Scour Valve Chamber				
43.08	dia upto 200 mm - 1000 (L) x 1200 (W) x 1300 (H) mm	No.	12.00	29670.00	356040
43.09	PRV Valve Chamber - 1000 (L) x 1200 (W) x 1300 (H) mm	No.		28380.00	
44.00	Design and construct Thrust Block made in R.C.C. with cement, coarse sand & 20 mm gauge stone ballast in proportion of 1:1.5:3, for pipe line, including supply of MS reinforcement wrought to equired shape as necessary, its bending, fixing & binding the same with 0.50 mm thick binding wire in position & necessary centering & shutting including curing and supply of all materials, labour, T & P etc. RCC work as per instructions of Engineer -in -charge.				

Boq Item No.	Description	Unit	Qty	Rate	Amount
44.01	Reinforced Cement Concrete:- Design and construct Thrust Block made in Reinforced Cement concrete (1:1.5:3), with graded stone chips (20 mm nominal size) excluding shuttering and reinforcement, as per technical requirements.	Cum	0.64	13656.33	8740
44.02	Shuttering:- Providing shuttering for Thrust block using approved stout props and thick hard wood planks of approved thickness with required bracing for concrete works curved or straight including fitting fixing and striking out after completion of works.	Sqm	6.40	420.00	2688
44.03	Reinforcement of Thrust Block:- Providing reinforcement of Thrust block for reinforced concrete work including distribution bars, stirrups, binders etc. initial straightening and removal of loose rust (if necessary), cutting to requisite length, hooking and bending to correct shape, placing in proper position and binding with wire at every inter-section, complete as per drawing and direction.	MT	0.03	109838.98	3515
45.00	Staff Quarter / Office Room:- Provide all materials labour, T&P etc. and construct single room staff quarter / office room at water works site identified by the Engineer-in-charge as per department type design and specifications of civil works laid down in the bid document, including all material labour, T&P etc complete for proper completion of work as per instructions of Engineer -in -charge. (Drawing No.D-7)	No	1.00	970600	970600
46.00	Recharge Mechanism:- Water recharge Mechanism within the water works campus	Sqm	16.00	52500.00	840000
47.00	Backfilling of Earth:- Backfilling of abandoned tube well with available Earth	Cum		107.00	
48.00	Assesst replacement items				
48.01	Pumping Plant:- SITC of Pumping plant including pumps with motors, starter, pannel, cable, complete in all respect with all required material T&P labour etc.				
48.02	1 HP	Nos		32518.98	
48.03	2 HP	Nos		35843.14	
48.04	3 HP	Nos		46249.21	
48.05	5 HP	Nos		65037.95	
48.06	7.5HP	Nos		228500.00	
48.07	10 HP	Nos		230200.00	
48.08	12.5 HP	Nos		238800.00	
48.09	15 HP	Nos		252100.00	
48.10	17.5 HP	Nos		276504.56	
48.11	20 HP	Nos		295500.00	
48.12	25 HP	Nos		334043.48	
48.13	30 HP ( discharge 1000 LPM Head 62 m)	Nos		366163.04	
48.14	35 HP	Nos		393723.70	
48.15	40 HP	Nos		426547.83	
48.16	Turbidity & Chlorine analyzer	Nos		273000.00	
48.17	Hydrostatic Level Sensor:- Providing and installation hydrostatic level sensor at all tubewell pumping system including all accessories etc. complete in all respect as per instructions of Engineer -in -charge.	Nos		126000.00	
48.18	3Mtr. Long Column Pipe				
48.19	32 mm Dia size - MS pipe	Nos		1500.00	
48.20	40 mm dia size - MS pipe	Nos		2000.01	
48.21	50 mm dia size - MS pipe	Nos		2763.00	
48.22	65 mm Dia size - MS pipe	Nos		3200.01	
48.23	80 mm Dia size - MS pipe	Nos		4200.00	
48.24	100 mm Dia size - MS pipe	Nos		4701.00	
48.25	150 mm Dia size - MS pipe	Nos		6501.00	

BOQ Item No.	Description	Unit	Qty	Rate	Amount
49.00	Installation of suitable capacity T.W. automation system to control operation of the pumping plant with respect to high/low water level in OHT with RTU panel, 7" HMI screen, surge device including energy meter inside the pump house with arrangement for communication of data with GSM and GPRS system to show required parameters including all accessories etc. complete in all respect as per instructions of Engineer -in-charge.	Job	1.00	375000	375000
50.00	Dismantling of Following type of surfaces including sorting out and stacking of serviceable materials and disposal of unserviceable materials upto a distance of 50m as per instructions of Engineer -in-charge.				
50.01	B.O.E. Surface	Sqm	1016.64	100.00	101664
50.02	Bituminous Surface	Sqm	973.66	200.00	194732
50.03	Interlocking Road	Sqm	342.11	155.00	53027
50.04	C.C. Road	Sqm	512.40	329.96	169072
51.00	Restoration of Roads:- Reinstatement of the following type of road surface with old and new materials including supply of all materials, labour, T&P etc. required for proper completion of the work as per instructions of Engineer -in-charge.				
51.01	B.O.E. Surface (50% of existing bricks to be reused)	Sqm	1016.64	350	355823
51.02	Bituminous surface	Sqm	973.66	1534.82	1494390
51.03	Interlocking Road	Sqm	342.11	1070.5	366227
51.04	C.C. Road	Sqm	512.40	1560.71	799711
52.00	Nala/Culvert Crossing:- Provision for following types of Culvert crossing -along the alignment of pipe line complete as per instructions of Engineer -in-charge. (casing of pipe is done by concreting)				
52.01	Nala/Culvert Crossing ( width -3.5 m) upto Dia 300 mm	Nos	2.00	19000	38000
52.02-52.03	Trenchless Crossings:- Survey site Investigation Planning, design Drawings as per State Road manual and vetting / checked from State Road Divisional Office and taking NOC for trenchless crossing of National highway road and Railway track(crossing length 15m to 25m ), Road for of required dia Rising main pipe with casing pipe as required for proper completion of work required size of MS casing pipe as per drawing and as per (IS:3589 & made from confining to IS:2062) with 750 Micron PU coating internally and 250 micron anti corrosive bituminous paint externally by trenchless technology method at an average depth 3.60 mtr from normal ground level up to top of casing pipe including excavation & filling of Pit, Dewatering arrangement, Supporting system for soil, also including supply and fixing of 2 no Sluice valve ISI Mark, construction of sluice valve chamber etc. all complete work including supply & fixing specials in carrier pipe over main pipe, as per specification given in the bid documents including supply of all materials, labour T&P etc. for proper completion of work as per instruction of Engineer.				
52.04	Railway Line crossing (Upto Dia 350 mm)	Nos		60000	
52.05	National Highway road crossing (Upto Dia 350 mm)	Nos		40000	
52.06	State Highway road crossing (Upto Dia 350 mm)	Nos		27000	



BOQ Item No.	Description	Unit	Qty	Rate	Amount
52.08	50 mm dia. Pipe	Nos		1400	
52.09	100 mm dia. Pipe	Nos		1700	
52.10	150 mm dia. Pipe	Nos		2000	
52.11	200 mm dia. Pipe	Nos		2400	
52.12	250 mm dia. Pipe	Nos		3600	
52.13	300 mm dia. Pipe	Nos		3900	
52.14	350 mm dia. Pipe	Nos		4386	
52.15	400 mm dia. Pipe	Nos		4700	
52.16	450 mm dia. Pipe	Nos		5200	
52.17	500 mm dia. Pipe	Nos		6200	
52.18	600 mm dia. Pipe	Nos		7600	
52.07	Excavation in foundation of trench of proper size in soil mixed with moorum, Shingle, Kanakar, soft rock, hard rock, including refilling, dressing and ramming earth or sand or bajri, ballast, including providing, supply, carting, lowering, laying and jointing of casing pipe of RCC NP-3 with appropriate size, with rubber ring joint, sand filling in gap inside RCC pipe, insertion of distribution pipe into the encasing pipe including supply of T&P, including concrete of 150 mm thick in with 40mm gauge brick ballast local sand and cement in proportion of 8:4:1, provision for barricading, labour for traffic diversion etc. Complete for proper completion of work as per instruction of Engineer.				
53.00	Functional House Tap Connection:- Making house connection should be done atleast 2 m inside the boundary wall with provision of tap from distribution line to outer wall of house, with supply of 1 m GI pipe ( 15 mm ) ( above ground ) & average 5 mtr. MDPE Pipe ( 20 mm ) ( below ground ) including specials, saddle, Tap, etc. including excavation, laying and jointing for proper completion of work as per instructions of Engineer as per Dwg 12 ( excluding road restoration)	Nos	486.00	3500	1701000
54.00	Stand Post:- Construction of single tap pillar type stand post as per type design	Nos	10.00	10000	100000
55.00	Operation and Maintenance:- completion including staff required for operation and maintenance, chemicals, all materials, specials T & P for operation and maintenance, excluding electricity charges. (% of Capex cost for first year of O&M) Note:- 6% Inflation Factor considered for arriving the O&M Cost from Second Year onwards.	Rs			
55.01	Cost of DPR Preparation @ 1% of CAPEX Cost of DPR	%			
56.00	Electromagnetic flow meters	Nos	1.00	150000	150000
56.01	150mm	Nos			
56.02	200mm	Nos			
56.03	250mm	Nos			
56.04	300mm	Nos			
56.05	350mm	Nos			
56.06	400mm	Nos			
56.07	450mm	Nos			
56.08	500mm	Nos			
A1-56.09	100mm	Nos			
A1-56.10	80mm	Nos			
57.00	Soft Starter :-				
57.01	soft starter with RS485 port -400V,7.5KW Rating	Nos		60000	
57.02	soft starter with RS485 port -400V,15KW Rating	Nos		70000	
57.03	soft starter with RS485 port -400V,22KW Rating	Nos		85000	
57.04	soft starter with RS485 port -400V,30KW Rating	Nos		100000	

BOQ Item No.	Description	Unit	Qty	Rate	Amount
57.05	soft starter with RS485 port -400V,45KW Rating	Nos	125000		
57.06	soft starter with RS485 port -400V,55KW Rating	Nos	140000		
57.07	soft starter with RS485 port -400V,75KW Rating	Nos	150000		
57.08	soft starter with RS485 port -400V,90KW Rating	Nos	175000		
57.09	soft starter with RS485 port -400V,110KW Rating	Nos	225000		
57.10	soft starter with RS485 port -400V,132KW Rating	Nos	250000		
57.11	soft starter with RS485 port -400V,150KW Rating	Nos	275000		
57.12	soft starter with RS485 port -400V,220KW Rating	Nos	325000		
57.13	soft starter with RS485 port -400V,312KW Rating	Nos	375000		
57.14	soft starter with RS485 port -400V,450KW Rating	Nos	550000		
58.00	Auto Phase Reversal Unit:-				
58.01	100 Amp rating	Nos	45000		
58.02	125 Amp rating	Nos	50000		
58.03	160 Amp rating	Nos	70000		
58.04	200 Amp rating	Nos	120000		
58.05	250 Amp rating	Nos	135000		
58.06	315 Amp rating	Nos	140000		
58.07	400 Amp rating	Nos	150000		
58.08	500 Amp rating	Nos	190000		
58.09	630 Amp rating	Nos	225000		
59.00	Radar type Level transmitter	Nos	120000		120000
60.00	Control Panel:- control panel for all power equipments with IP 54 protection	Nos	120000		120000
61.00	Cabling for Tube Well:- complete cabling for tubewell including all power and control cables of all equipments at pump house and OHT	Nos	60000		60000
62.00	Master Control PLC:- Master control plc with CPU, SCADA software including GSM / GPRS modem, necessary firewall, ethernet switch, CCTV system	Nos	2665000		
63.00	Installation testing and commissioning	Nos	60000		60000
A1-1	110 mm dia HDPE Pipe PN6, PE 100	m	326.71	68.00	22216
A1-2	125 mm dia HDPE Pipe PN6, PE 100	m	414.95	150.00	62243
A1-3	140 mm dia HDPE Pipe PN6, PE 100	m	513.86		
A1-4	160 mm dia HDPE Pipe PN6, PE 100	m	663.92	20.00	13278
A1-5	180 mm dia HDPE Pipe PN6, PE 100	m	829.93		
A1-6	200 mm dia HDPE Pipe PN6, PE 100	m	1016.89		
A1-7	Supply Installation of Display board of Size 2M X 1 M for Providing details of proposal of water supply scheme	LS	25000	1.00	25000
A1-8	Provision for arboriculture for development of water works	LS	50000	1.00	50000
A1-9	Battery Backup with Accessories for 2 Kw Load	Nos	92800		
A1-10	40 Watts Solar Street Lights inbuilt with all accessories	Nos	30000	4.00	120000
A1-11	SITC of DG for Electricity support	Nos	240000		
A1-11-1	7.5 KVA	Nos	260000		
A1-11-2	10 KVA	Nos	306000		
A1-11-3	15 KVA	Nos	370000	1.00	370000
A1-11-4	20 KVA	Nos	389000		
A1-11-5	25 KVA	Nos	405000		
A1-11-6	30 KVA	Nos	483000		
A1-11-7	40 KVA	Nos	495000		
A1-11-8	45 KVA	Nos	555000		
A1-11-9	50 KVA	Nos	569000		
A1-11-10	62.5 KVA	Nos	80000		
A1-12	Electromagnetic flow meters				
A1-12-1	100mm Electromagnetic flow meters	Nos.	100000		
A1-12-2	80mm Electromagnetic flow meters	Nos.			

Sub-Estimate		Construction of Pump House Measurement & Abstract Sheet							E-1	
Sr. No.	BOQ Item No.	Description	Unit	No.	L	B/D	H	Qty	Rate	Amount
1	29.00	Pump House (3.6x3.0x3.0):- Provide all materials, labour, T&P etc. complete and construct Pump house size (3.6x3.0x3.0)m Chlorinating room size (2.5x1.8x3.0)m as per departmental type design and drawing (drawing no-D-2) and as per the specifications for civil work given in the bid document, including supply of all material, labour and T&P etc complete as per instructions of Engineer -in - charge.	Job	-	-	-	-	0.00	597000.00	0
2	30.00	Pump House (2.5x3.0x3.0):- Provide all materials, labour, T&P etc. complete and construct Pump house size (2.5x3.0x3.0)m Chlorinating room size (1.5x1.3x3.0)m as per departmental type design and drawing (drawing no-D-2) and as per the specifications for civil work given in the bid document, including supply of all material, labour and T&P etc complete as per instructions of Engineer -in - charge.	Job	1	-	-	-	1.00	404000.00	404000
<b>Total Cost for Construction of Pump House</b>										<b>404000</b>

Estimate for Baranagar Gram Panchayat  
Water Supply Scheme  
Under - SWSM  
Block-Gola District- Gorakhpur  
Form "J" - Comprehensive Scheme

Sr. No.	Description of Work	Amount (Rs. in Lacs)	%	Amount (Rs. in Lacs)	U.P. Share	Govt. of India Share
1	2	3	4	5	6	7
1	Cost of Work	241.08		241.08	239.21	
2	0.14% Discount as per Contract on Cost of work	241.08	-0.14%	0.34		
	Net Cost of Work			240.75	233.89	
3	Add Contingency 2%	240.75	2.00%	4.81		
	Sub Total (A)			238.57	245.56	122.78
4	Add GST 12 %-B	245.56	12.00%	28.63	29.47	14.73
5	Add 12.5% Cengage-C	245.56	12.50%	29.82	30.70	30.70
	Grand Total (A+B+C)			297.02	305.72	137.51
6	1st O&M Cost (after DLP)	240.75	2% - 4.81	4.81	4.81	2.41
				240.75	2.41	2.41

3860	Per Capita Cost (NET COST+CONTINGENCY+GST)
7125	TOTAL POPULATION A (ULTIMATE YEAR 2052)

PREPARED BY

CHECKED BY



J.E(T) Assistant Engineer

Member Secretary  
Executive Engineer  
U.P. Jal Nigam, 10th Div. Gorakhpur

Forwarded As Recommended  
by DWSM For SLSSC

(Signature)  
अभिषेक सिंह  
ए.पी. जल निगम एवं एन.एल. निगम

(Signature)  
ए.पी. जल निगम एवं एन.एल. निगम