














Depth B. GL Meter	Boring Chart	Stratum	Lowered Assembly	ASSEMBLY DETAILS
				250 m.m. Dia Housing pipe G.L. to 0.24 m A.G.L.
3.05		CLAY		250 m.m. Dia Housing pipe G.L. to 35.90 m B.G.L.
		FINE SAND		250 X 150 m.m. Dia Reducer 35.90 m to 36.00 m.
21.34		SANDY CLAY		150 m.m. Dia Blind pipe 36.00 m to 55.64 m.
24.39		YELLOW FINE SAND		150 m.m. Dia Slotted pipe 55.64 m to 63.19 m.
		SAND		150 m.m. Dia Blind pipe 63.19 m to 70.73 m.
39.63		MEDIUM SAND		150 m.m. Dia Slotted pipe 70.73 m to 78.27 m.
42.68				150 m.m. Dia Blind pipe 78.27 m to 82.82 m.
		FINE SAND		150 m.m. Dia Slotted pipe 82.82 m to 88.85 m.
54.88				150 m.m. Dia Blind pipe 88.85 m to 93.35 m.
		MEDIUM SAND		150 m.m. Dia .....pipe.....m to.....m
64.02				150 m.m. Dia .....pipe.....m to.....m
		FINE SAND		150 m.m. Dia .....pipe.....m to.....m
				150 m.m. Dia .....pipe.....m to.....m
70.12				Total Assembly:- 93.59 m.
		MEDIUM SAND		
79.26				
		FINE SAND		
		MEDIUM SAND		
89.94		CLAY		
100.51				

**ABSTRACT**

1. Drilling Started on - 29.04.2012
  2. Drilling Completed on - 04.05.2012
  3. Assembly Lowered on - 05.05.2012
  4. Drilling Depth - 100.51 m
  5. Assembly Lowered - 93.35 m
- Housing Pipe 250 m.m. dia - 36.14 m  
Blind Pipe 150 m.m. dia - 36.23 m  
Slotted Pipe 150 m.m. dia - 21.12 m